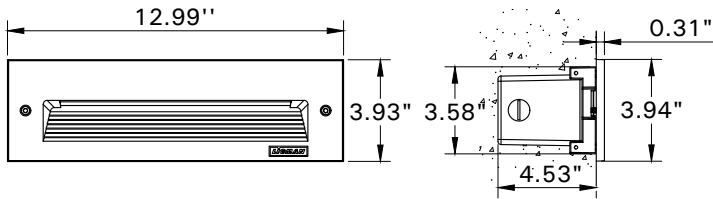


# INSTALLATION AND SERVICE MANUAL

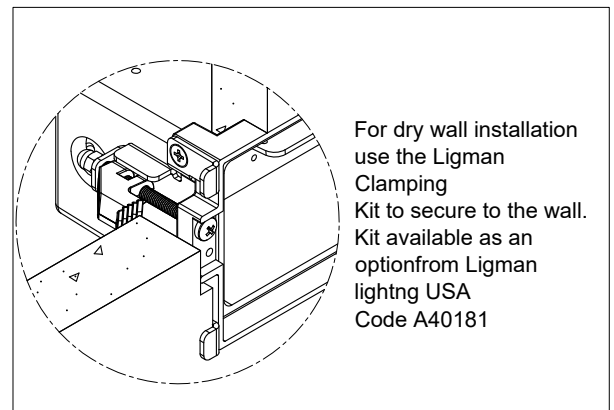
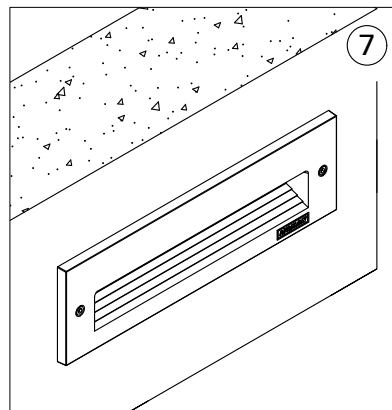
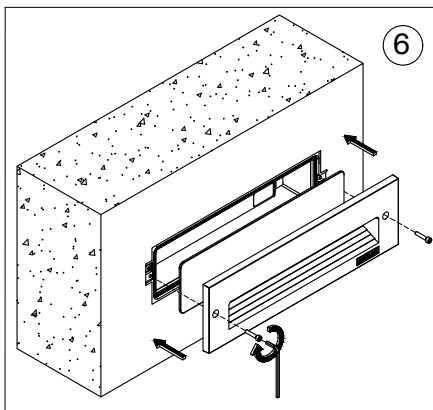
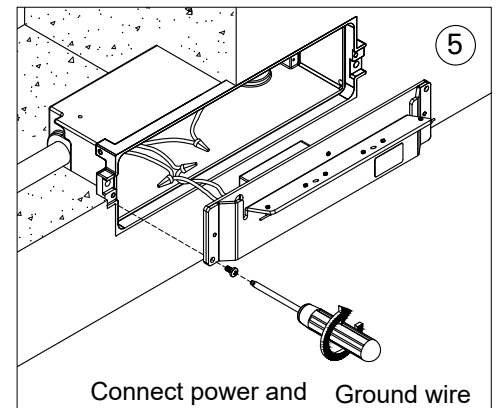
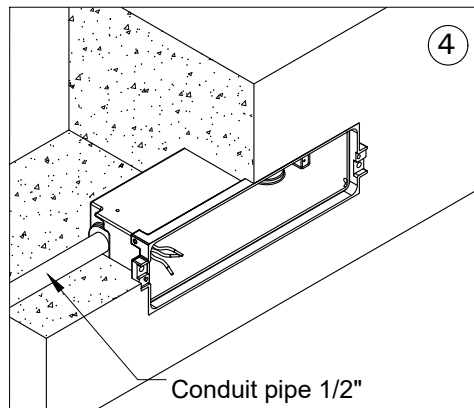
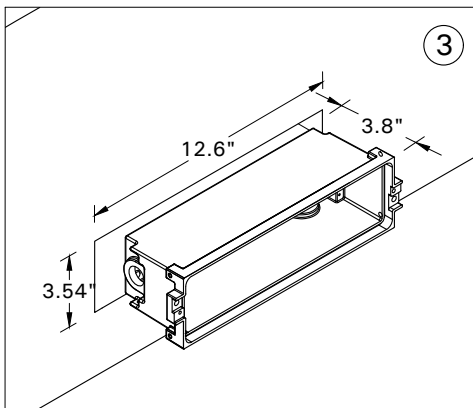
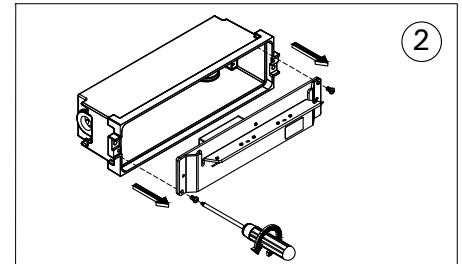
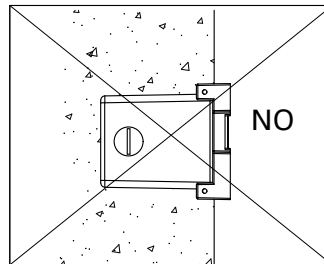
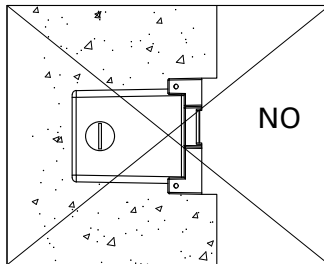
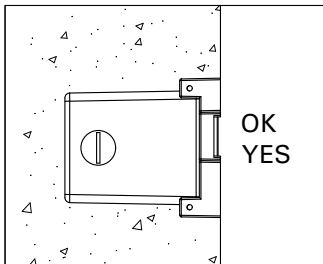
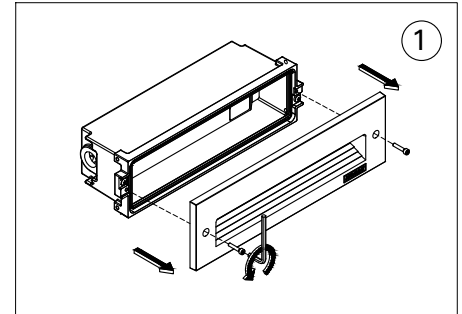
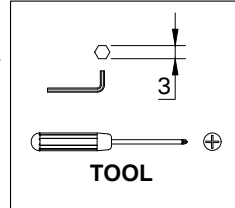
**LIGMAN**  
NORTH AMERICA

For Installation of Rado 6 LED.  
Model. URA-40691

## Product drawing (dimensions)



## SUITABLE FOR WET LOCATIONS



## Notice to installer :

**1.WIRING INSTRUCTIONS** Warning : RISK OF FIRE AND ELECTRICAL SHOCK. : FIXTURE MUST BE INSTALLED BY A QUALIFIED ELECTRICIAN ONLY>FIXTURE IS INTENDED FOR INSTALLATION IN ACCORDANCE WITH THE NATIONAL ELECTRICAL CODE, LOCAL AND FEDERAL CODE SPECIFICATIONS. DISCONNECT POWER BEFORE SERVICING.

**2.This fixture has a VOLTAGE SPECIFIC BALLAST,Check that the supply voltage is the same as the installed ballast voltage.**

**Ligman Lighting USA**

7144 NE Progress Court, Hillsboro  
Oregon, 97124, USA  
Tel : 503 645 0500 | Fax : 503 645 8100

URA-40691 04/03/24/ REV.0  
1/1

FM-TS-13-1/13-05-2563/Rev.6